

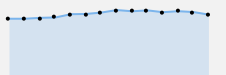
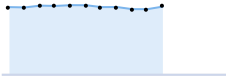


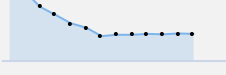





Appendix D: Influencer Measures Dashboard (Tables)

Influencer MoV - Economy






Measure Ref ↑	Measure Name	Period Actual Sparkline	Period Actual	YTD Actual	Comments	Open Details
CW-MoV-001	No. of all crimes reported to Thames Valley Police		2,043	2,043	Thames Valley Police data is not available for Q1 2024/25.	
CW-MoV-002	No. of anti-social behaviour (ASB) incidents reported to Thames Valley Police for WB LPA		408	408	We are seeing an increase in reporting of ASB across all areas and in all locations and this is not just for West Berkshire. Some recent press articles nationally may have encouraged people to report more too	
CW-MoV-003	No. of Domestic Abuse incidents reported to Thames Valley Police (recorded crimes)					
CW-MoV-004	No. of Domestic Abuse incidents reported to Thames Valley Police (non crime)					
DR-MoV-006	No. of valid planning applications received (Total)		468	468		
DR-MoV-006(i)	No. of valid minor planning applications received		46	46		
DR-MoV-006(ii)	No. of valid major planning applications received		10	10		









Measure Ref ↑	Measure Name	Period Actual Sparkline	Period Actual	YTD Actual	Comments	Open Details
DR-MoV-006(iii)	No. of valid other planning applications received		206	206		
DR-MoV-006(iv)	No. of valid non-ps planning applications received		206	206		
DR-MoV-007	% approval rate (planning permissions)		83.2%	83.2%		
DR-MoV-013	Average weekly footfall in Newbury Town Centre					
DR-MoV-014	Average weekly footfall in Hungerford Town Centre					
DR-MoV-015	Average weekly footfall in Thatcham Town Centre					
ENV-MoV-014	No. of parking tickets sold in WBC managed parking spaces		278,725	278,725		
FPP-MoV-015	No. of business rated properties		5,986	5,986		
FPP-MoV-016	No. of empty business rated properties (industrial and non-industrial units)		225	225		
FPP-MoV-017	No. of empty business rated properties (industrial units)		32	32		



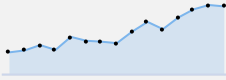





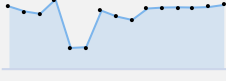
Measure Ref ↑	Measure Name	Period Actual Sparkline	Period Actual	YTD Actual	Comments	Open Details
FPP-MoV-018	No. of empty business rated properties (non-industrial units)		193	193		
SIG-MoV-Context	Average house price (£k)				Data from June 2022 onward amended. March 2024 is the latest available data.	
SIG-MoV-Context	Average price of a house bought by first-time buyers				Data from June 2022 onward amended. March 2024 is the latest available data.	
SIG-MoV-Context	Economic activity rate (aged 16-64) (12 months ending)					
SIG-MoV-Context	Employment rate (aged 16-64)					
SIG-MoV-Context	Total claimant count (aged 16+) - JSA & Universal Credit					
SIG-MoV-Context	Total claimant count (aged 16-24) - JSA & Universal Credit					
SIG-MoV-Context	Unemployment rate (model based estimate)					



Measure Ref ↑	Measure Name	Period Actual Sparkline	Period Actual	YTD Actual	Comments	Open Details
SIG-MoV-Context	Unemployment rate England (model based estimate)					
SIG-MoV-Context	Unemployment rate South East (model based estimate)					

Influencer MoV - Social Care






Measure Ref	Measure Name ↑	Period Actual Sparkline	Period Actual	YTD Actual	Comments	Open Details
ASC-MoV-010	Current Long Term Support client (LTS All Ages) (incl. community, residential & nursing care)		1,915	1,915		
DR-MoV-024	No. of Household Support Fund applications approved		733	733		
DR-MoV-020(i)	No. of households (all) in self-contained (temporary) accommodation at the end of the quarter		2	2		
DR-MoV-020(ii)	No. of households (single) in bed & breakfast (temporary) accommodation at the end of the quarter		18	18		
DR-MoV-020(iii)	No. of households (families) in bed & breakfast (temporary) accommodation at the end of the quarter		20	20		



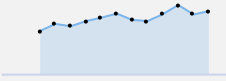


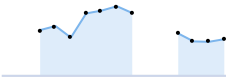
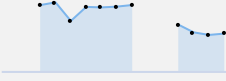
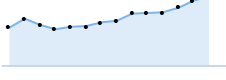
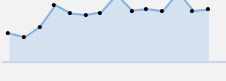
Measure Ref	Measure Name ↑	Period Actual Sparkline	Period Actual	YTD Actual	Comments	Open Details
ASC-MoV-001	Overall no. of new requests for support (ASC) (excludes Blue Badges)		1,148	1,148	Demand has previously been shown by SALT STS001 reports on 'New requests for support'. Client Leve Dataset (CLD) is replacing SALT and demand will be evidenced via reported 'Requests Events' and concluded 'Assessment / Events'. Route of Access is still recorded against 'Request' events. <i>Whilst we work through the transition to the new reporting and how this maps / supersedes previous reporting we will keep the status quo and report overall demand by Route of Access (as previously reported). Over the next few months we will overlay this with new information.</i>	
ASC-MoV-009	No. of people accessing reablement (Short Term support to maximise independence) (cumulative ytd)		622	622	Relates to a rolling 12 months. CLD now reports a rolling 12 months. Relates to new and existing clients. Decrease relates to change in JCP model where we are targeting reablement	
ASC-MoV-046	No. of adult safeguarding enquiries (S42) opened		162	162		
CSC-MoV-001	No. of children subject to Child Protection Plans (per 10,000 population aged under 18)		59	59		
CSC-MoV-003	No. of Children in Care cases		185	185		
CSC-MoV-004	No. of Children in Care (excl. Un-accompanied Asylum Seeking Children)		159	159		
CSC-MoV-005	No. of Children in Need (CIN) (excluding CiC and CP)		869	869		
CSC-MoV-007	Level of first time entrants into the YJS (per 100,000 under 10 to 17 year olds) (12 month rolling)		134	134	Apr 23 - Mar 24 cohort	


Measure Ref	Measure Name ↑	Period Actual Sparkline	Period Actual	YTD Actual	Comments	Open Details
CSC-MoV-009	No. of referrals received (as a subset of Contacts) (Children and Family Services)		443	443		
CSC-MoV-010	No. of S47 (Child Protection) enquiries initiated		202	202		
CSC-MoV-012	No. of (LADO) referrals received - (Quality Assurance and Assessment Service (QAAS))		139	139	It is difficult to ascribe a specific reason, or reasons, for the increase in LADO numbers. The figures are following a year-on-year trend of increasing contacts to the LADO, particularly post Covid.	
DR-MoV-016	No. of households prevented (relief duty and prevention duty) from becoming homeless (Total)		140	140		
DR-MoV-016(i)	No. of households prevented (relief duty) from becoming homeless		102	102		
DR-MoV-016(ii)	No. of households prevented (prevention duty) from becoming homeless		38	38		
DR-MoV-020	No. of households in temporary accommodation at the end of the quarter		40	40		
DR-MoV-021	No. of active (qualifying) households on the Housing Register		1,024	1,024		
ES-MoV-014	No. of active involvements receiving intervention from the (EHA)(Total CYP)		260	260		

Measure Ref	Measure Name ↑	Period Actual Sparkline	Period Actual	YTD Actual	Comments	Open Details
ES-MoV-018	No. of referrals to the Emotional Health Triage (EHT)		169	169		
ENV-MoV-003	No. of people killed or seriously injured on roads in West Berks, incl. National Highways roads		6	6		

Influencer MoV - Environment

Measure Ref	Measure Name	Period Actual Sparkline ↑	Period Actual	YTD Actual	Comments	Open Details
ENV-MoV-024	No. of highway related third party claims settled (paid)		0	0		
CW-MoV-054	No. of CiC (and care leavers 18-25 who left care due to age) who access a leisure centre		5	5		
CW-MoV-022	No. of volunteers across Culture and Library Services (Total)		30	30	A continuing vacant post in the Library service, which is under consideration by the Financial Review Panel, means that data for this measure can not be provided at Q1.	
CW-MoV-023(i)	No. of volunteers at Shaw House		30	30		
CW-MoV-024(ii)	No. of volunteers at the West Berkshire Museum					

Measure Ref	Measure Name	Period Actual Sparkline ↑	Period Actual	YTD Actual	Comments	Open Details
ENV-MoV-023	No. of highway related third party claims received		121	121		
CW-MoV-053/KPI-045(n)(n)	No. of individuals who have attended the Activity for Health programme in previous quarter		127	127	This cohort has seen an increase in the last quarter, due to the outreach work being undertaken by Everyone Active.	
CW-MoV-025(iii)	No. of volunteers in Libraries (including the Mobile and 'At Home' Service)					
ENV-MoV-039	No. of flytips reported		274	274		
ENV-MoV-019	No. of permanent pothole repairs completed (single defects)		918	918		
CW-MoV-051	No. of individuals aged 60+ using a sports or leisure centre in previous quarter		1,904	1,904		
CW-MoV-052	No. of individuals aged under 16 years who have used a sports or leisure centre in previous quarter		3,571	3,571		
CW-MoV-019(i)	No. of e-items borrowed from libraries					
CW-MoV-020(ii)	No. of physical items borrowed from libraries					

Measure Ref	Measure Name	Period Actual Sparkline ↑	Period Actual	YTD Actual	Comments	Open Details
CW-MoV-018	No. of library issues (Total)				<p>A continuing vacant post in the library service, which is under consideration by the Financial Review Panel, means that data for this measure can not be provided at Q1 2024/25.</p>	